

ENVI™

QUARTZ SURFACES | EnviSurfaces.com





FRONT COVER: Staccato

INSIDE COVER: Elegance

WHY ENVI™ SURFACES?



RESISTANT TO WEAR & TEAR
Thanks to ENVI™ Quartz Surfaces technical characteristics, this is one of the most wear-resistant countertops on the market, ideal for use in the kitchen and the bathroom.



HIGHLY SCRATCH RESISTANT
ENVI™ Quartz Surfaces have a high scratch resistance.



IMPACT RESISTANT
ENVI™ Quartz Surfaces have a high resistance to knocks and impacts.



HEAT RESISTANT
ENVI™ Quartz Surfaces have a high heat resistance.



STAIN RESISTANT
ENVI™ Quartz Surfaces are highly stain resistant and are not affected by detergents, bleach, oil, vinegar or citrus juice, provided that the stains are cleaned within 24 hours.



HYGIENIC & EASY TO CLEAN
ENVI™ Quartz Surfaces are highly resistant to bacteria, mold and mildew due to extremely low porosity. General surface stains can be removed with water and mild cleansers.

ENVI™ Quartz Surfaces are better by design – because that’s what it takes to be called ENVI™.

Simply put, the ENVI™ collection brings together the world’s most on-trend quartz looks, crafted by our hand-selected group of dedicated producers.

Guided by decades of industry experience, the ENVI™ team ensures every slab meets our exacting specifications, performance requirements and high-value expectations.

So you can rely on ENVI™ Quartz Surfaces to help you create the environments you envision ... spaces everyone will admire.

STATUARIO ROMA


Statuario Roma is inspired by the Italian Sponda marble, and equally captivating in any space. Taupe and grey-toned veins dance on a bright white background making this look an instant classic.



Full Slab

STATUARIO FIORA


Statuario Fiora brings striking movement with colors from soft whites and grey to dark, bold veins, providing both complement and contrast to the trending bold colors in interior design.



Full Slab

CALACATTA VITTORIA

Calacatta Vittoria showcases grey veins that are both bold and subtle on a crisp white background, bringing a marble-inspired look with a striking aesthetic, sure to add visual impact to any design.



Full Slab



FRENCH LACE

French Lace brings delicate grey and taupe veining to a beautifully neutral white background. Its understated yet enduring appeal brings a 'Continental Chic' sensibility to any décor.



CALACATTA VIVO

Calacatta Vivo blends zest with sensibility. Its pale ivory background is punctuated with mostly linear clusters of wispy grey and taupe veining, for a distinctive yet highly livable look.



ALBATROS

Albatros has subtle warm-toned veining that gives it a marble inspired style of its own, allowing it to work harmoniously with both bold and neutral hues.


MARIN

Marin is a harmonious dance of warm taupe with cool whites and greys swirled together, yet separated by distinctive dark charcoal veining.



ILLUMINATO


Illuminato artfully captures the beautiful glow of a classic white marble, with evenly-dispersed wispy grey veins that perfectly complement its bright white background.



Full Slab

ELEGANCE

Elegance begins simply with a bright white background, its character punctuated by flowing charcoal-colored marble veining, adding drama to a classic material.




Full Slab



CARRARA LUCE


Carrara Luce introduces a subtle marble effect into a space with its delicate dance of cream, white and beige-toned patterning.



CALACATTA SOL

Calacatta Sol brightens any space with bold, golden-toned veining and a warm white backdrop. Luxurious yet approachable, it charms with cheerful elegance and a distinctly timeless appeal.

Full Slab



LIVENZA


Livenza is inspired by a popular and picturesque Italian river ... its inviting backdrop works in any space or season, while the highly linear veining flows on endlessly, as nature intended.

Full Slab

◀ New Color

TEMPLE WHITE

Temple White is the purest and brightest white quartz available in the marketplace. Simple, clean and sophisticated, it's the ultimate in timeless elegance for any space.



STACCATO

Staccato starts with a 'clean sheet' of bright, slightly warm off-white, punctuated by quickening, wispy veins throughout. Charming and effusive, it's captivating yet livable.



New Color ►

Full Slab

SILLARO

Sillaro takes its name from a Tuscan stream, long respected as a historic border between provinces. Inviting yet neutral, its long linear veining evokes both motion and order.



New Color ►

Full Slab



VIENNA

Vienna evokes its namesake, the "City of Music," with its harmonious creamy backdrop, mellow taupe counterpoints, nuanced grain and sophisticated grey-brown veining.


◀ New Color



Full Slab

VENATINO ARMADA

Venatino Armada punctuates a cool white sea with a flotilla of distinctive grey veins. More defined than Carrara looks, this popular choice brings presence and versatility to any space.



SONORA

Sonora delivers subtle tones of taupe and eggshell white as a backdrop to its intricate charcoal marble veining. The captivating mirror shimmer catches the eye, adding sparkle and interest.

VENEZIA

Venezia draws inspiration from Carrara Marble in a lighter shade of white, working well with any color palette, from neutral, calming shades to contrasting dark colors.



Full Slab

SAND WHITE

Sand White is a pure white quartz with a dazzling pattern of tiny speckles, scattered throughout. Small, occasional mirrored details capture light, creating a captivating radiance.



STATUARIO LUNA

Statuario Luna brings an elegant 'evening' feel to its surroundings, with a cool white background and bold yet refined grey veining. Classic and artful, it effortlessly elevates any space.




Full Slab



Full Slab

CARRARA FINA

Carrara Fina is both subtle and refined, showcasing a warm marble white background where delicate golden-taupe toned veining meanders throughout the material.



Full Slab

MARECCHIA

Marecchia skillfully evokes the most classic marble looks. Its milky white backdrop and desirable light taupe & gold veining play into endless design possibilities, from contemporary to classic.



ECHO

Echo is familiar and personal, like the life-affirming call-and-response of a canyon wall. Its cool white background and dark grey veins offer comfort and interest that repeatedly speak to us.



PARADISE

Paradise is reminiscent of tropical waves skimming over a beautiful white sand beach. This material is a monochromatic blend of undulating white tones.



CARRARA BLANCO

Carrara Blanco skillfully blends a soft white background with wispy grey and darker veins, to expertly accentuate the trending bold colors in interior design.



ARCTIC

Arctic is the epitome of simple elegance with a very consistent white makeup. Arctic has no veining and easily transitions design concepts room to room.






STONEHAVEN

Stonehaven delivers subtle tones of beige, cream and white as a backdrop to its intricate charcoal marble veining. The captivating mirror shimmer catches the eye, adding sparkle and interest.



GREIGE STONE

Greige Stone anchors any space with the natural charm of its grey stone look. Highly uniform yet full of nuance, it offers subtle variations and hints of beige tones for timeless appeal.



HAYERHILL

Haverhill effortlessly swirls light tan, taupe, grey and white with spectacular hints of gold to blend seamlessly into both warm and cool toned spaces.


PACIFIC MIST

Pacific Mist represents the color combinations of ocean waves misting upon a shell strewn white beach. Tones of white, cream and light grey provide a light and airy combination.




COASTAL GREY

Coastal Grey is inspired by the eye-catching elements exemplified in natural stone. Tapping into trends favoring grey shades, it includes tones from light grey through charcoal.



METRO SLATE BRUSHED*

Metro Slate features small white and charcoal grey details on a dark, rich grey textured background, giving the general tone and look of concrete or natural slate.






RIVER WHITE

River White evokes the shading of river rocks, with subtle tones of alabaster, whites & greys accented with black flecking, for a stand-out look that complements both warm-toned & cool-toned designs.



ASPEN SUEDE*

Aspen delivers a consistent and dark earthy-toned coloring to any interior. Its suede finish provides a textural element bringing character to the space.




POLISHED CONCRETE


Polished Concrete is 'urban by design,' and showcases a medium grey background with occasional feathery veins of charcoal and the sophistication of a polished finish.

DARK SMOKE BRUSHED*

Dark Smoke features deeper greys, here combined with a textured surface, using shadow and shade to create a complexity of color ideal for modern, contemporary or industrial-style spaces.



Dark Smoke Brushed



AURORA SUEDE*

Aurora Suede recalls the grey-black backdrop of a northern night sky, while brilliant thin white veins arc across like celestial phenomena. The suede texture adds a grounding tactile element.



15-YEAR WARRANTY

ENVI™ Quartz Surfaces are backed by our 15-year warranty.

See complete details at:

EnviSurfaces.com/quartzwarranty

MATERIAL CHARACTERISTICS

ENVI™ Quartz Surfaces are made from natural materials and may vary in color, shade & grain structure.

Seams will be visible, as quartz is not a seamless product. Samples are representational, and will not be an exact match to the installed material. All materials available in 3cm thickness.

★ Brushed and textured surfaces may exhibit inherent surface variations, such as channels, dips, ridges & indentations. All non-polished materials should be sealed. Please view all slabs prior to fabrication.



Livenza

QUARTZ COUNTERS CARE & MAINTENANCE

CONGRATULATIONS!

Your new quartz counter is designed for years of low-maintenance enjoyment. It is incredibly durable, dense and has minimal porosity, making it highly resistant to scuffs, scratches and common household stains when properly cared for. To keep your counter clean and looking its best, be sure to observe the care and maintenance instructions below.

DAILY CLEANING

Once daily or as needed, wipe your quartz surfaces clean with a damp soft cloth or paper towel, then dry carefully. That's all that is needed to remove ordinary food residues, crumbs and household soils.

Should any liquids spill on the surface, wipe up the spill immediately, then clean with a damp soft cloth or paper towel and dry carefully. If liquid residue or staining remains, consider the more intensive cleaning options below.

MORE INTENSIVE CLEANING

For more intensive cleaning, you may also use the methods listed below. Always start with the gentlest methods, working your way to more intensive cleaning options until the desired results are achieved.

1. Routine Soils – Using a mild soap or detergent, together with cool or warm water, wipe your quartz surfaces clean using a soft cloth or paper towel.

Take care to use a soap or detergent with a pH range of 5 to 8. A lower pH is too acidic and a higher pH is too alkaline. Either extreme can potentially dull the finish, especially with prolonged or repeated exposure.

Warm water can be used to increase the cleaning effectiveness of the soap or detergent, but should never be hotter than is comfortable to the touch.

After cleaning with soap or detergent, always thoroughly rinse the surface with cool water and immediately dry with a clean soft cloth or paper towel.

2. Stubborn Soils – If cleaning with soap or detergent is not removing the soil, you may consider 'stepping up' to a common, non-abrasive household cleaner such as Soft Scrub Multi-Surface Gel. Apply the cleaner sparingly to a clean damp soft cloth or sponge (never directly to the quartz surface) and wipe the surface. Repeat these steps until desired results are achieved, rinsing the soft cloth or sponge and re-applying the cleaner as necessary.

Always thoroughly rinse the surface with cool water to thoroughly remove any residue and immediately dry with a clean soft cloth or paper towel.

3. Grease Spots – Moisten a clean soft cloth or paper towel with isopropyl (rubbing) alcohol and wipe the spot. Repeat these steps until desired results are achieved.

Always follow with cleaning using mild soap or detergent as outlined above, then thoroughly rinse the surface with cool water and immediately dry with a clean soft cloth or paper towel.

4. Glue, Tape, Stickers, Gum – Apply Goo Gone or a similar d-Limonene based cleaner to a clean soft cloth or paper towel and apply to the affected area.

If necessary, gently scrape the residue using a plastic putty knife until removed.

Always follow with cleaning using mild soap or detergent as outlined above, then thoroughly rinse the surface with cool water and immediately dry with a clean soft cloth or paper towel.

QUARTZ COUNTERS CARE & MAINTENANCE

DO NOT USE

NEVER USE any of the following to clean your quartz counter. The list below is intended to be illustrative, not comprehensive. If a cleaning agent, tool or technique is not explicitly suggested in the cleaning methods section above, it is NOT recommended for your quartz counter.

- Abrasive cleaning pads such as Scotch-Brite or the equivalent (any color).
- Magic Erasers or equivalent melamine sponges.
- Steel wool, SOS, Brillo, etc.
- High-acid cleaners such as tub & tile cleaner, mold remover, rust & hard water removers, toilet cleaner, drain cleaner, etc.
- Powdered oxalic acid (e.g. Bar Keeper's Friend)
- Alkaline cleaners such as bleach, ammonia, oven cleaner, etc.
- Oil soaps.
- Industrial solvents or fuels of any kind.
- Paint stripper or floor stripper.
- Goof-Off.
- Stone polishes.
- Acetone or fingernail polish remover.
- Scouring powders including Comet, Ajax and baking soda.
- Concentrated detergents such as those intended for automatic dishwashers or laundry.
- Glass cleaner.
- Hydrogen peroxide.
- Metal polish of any kind.
- Toothpaste.
- Stainless steel cleaner.
- Products containing waxes or silicones.

PROTECT YOUR COUNTER FROM EXCESSIVE HEAT

Your quartz counter is designed to be heat resistant in normal use; however, like any product containing natural stone, it is subject to thermal stress when subjected to sudden and extreme changes in temperature.

Therefore, it is recommended never to set hot pots or pans directly on the quartz counter. Always use a hot pad or trivet designed for this purpose. Take care to similarly protect your counter from other sources of high heat, including but not limited to, crockpots, electric skillet, griddles and similar appliances.

ALWAYS USE A CUTTING BOARD

Your quartz counter is highly scratch-resistant; but is not 'scratch-proof.' It is therefore NOT recommended that you cut or prepare foods directly on the quartz surface. Always use a cutting board for this purpose – it will help keep your quartz counter (and your knives!) in best possible condition.

DID YOU KNOW?
ENVI™ SURFACES OFFERS PORCELAIN SURFACING, TOO!

Including These Popular Colors + 30 More!

GILT



COUTURE



LUST




OBSESSION




EUPHORIA




WHISPER




VOLTAGE




GRAFFITI



GOTHAM



B&W



SEE THE ENTIRE PORCELAIN COLLECTION HERE:

[EnviSurfaces.com/porcelaincollection](https://www.ENVISURFACES.COM/porcelaincollection)

ENVI™
QUARTZ SURFACES | EnviSurfaces.com